

Kortex Est 2013

Academic's guide

Table of contents

Platform overview	3
<hr/>	
The bookshelf at a glance	4
<hr/>	
The bookshelf explained	5
<hr/>	
Inspection copies	7
<hr/>	
The eReader	8
<hr/>	
Analytics	9
<hr/>	
Data definitions	10
<hr/>	

Using the Kortext **study** platform will give you the tools you need to deliver a learning experience to your students that will keep them engaged throughout their journey. Our platform provides your students with the course materials they need and provides you with the tools to oversee their progress.

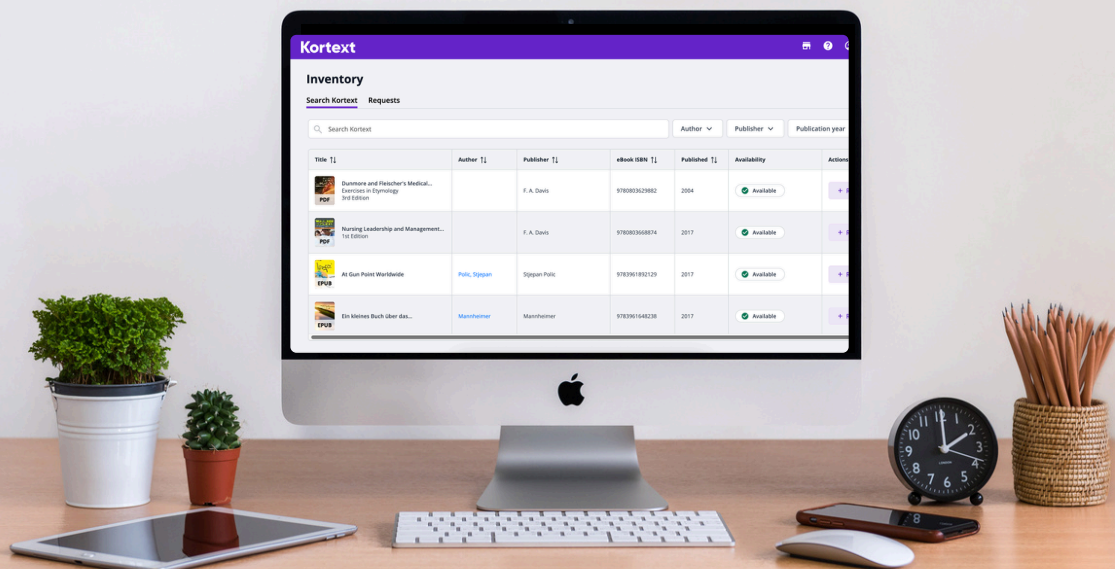
With our platform, you can:

- Access everything you need in one place
- Integrate with your own VLE
- Oversee your students' progress
- Collaborate to drive student engagement
- Provide support for your students

What our academic users are saying:

'I appreciate being able to view the analytics, as they provide insight into student engagement – for example, showing how many students read Chapter One in the first week. Over time, these usage patterns help me reflect and gain a clearer understanding of how students are interacting with the course materials.'

Jamie Halstead – Middlesex University



The bookshelf at a glance

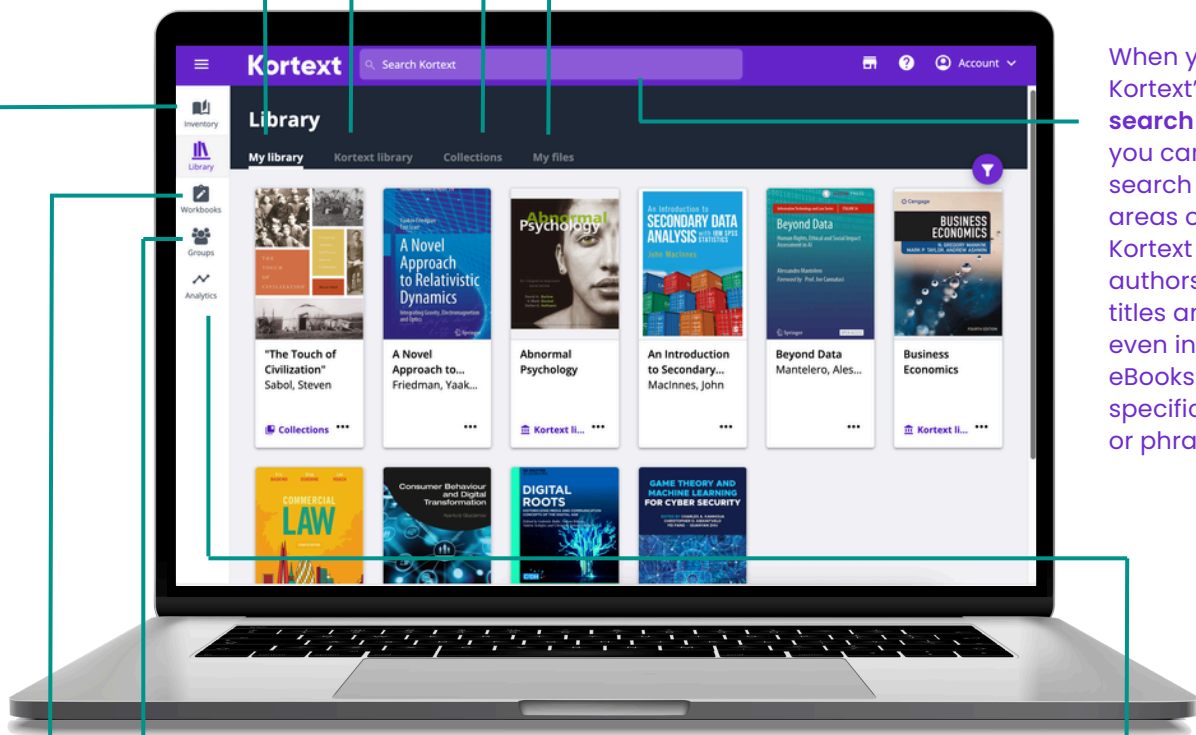
We help our partner institutions take teaching and learning to the next level by leveraging Kortext's personalised digital bookshelf.

Easy to navigate and fully searchable for seamless content discovery, the bookshelf is what your students will see when they log in. As an academic, it's inevitable that you'll receive student queries, or you may have queries about the platform's functionality. This overview of the bookshelf will help.

My library shows users the books that have been provisioned to them.

Kortext library and Collections contain all the content provided by your institution including any of our free-to-access eBooks.

My files is the area of Kortext where you can upload your own files and make the most of Kortext's smart study features in your own content.



When you use Kortext's **search bar**, you can search all areas of Kortext for authors or titles and even inside eBooks for specific words or phrases.

Inventory is where you can access inspection copies and request module copies for your students.

Workbooks allows you to collate your notes and highlights into convenient personalised areas, making your learning more organised and efficient.

Groups enables you and your students to set up peer-to-peer and academic-to-student study groups for easy collaboration and note sharing.

Analytics is where you gain access to detailed, insightful data about platform usage.

The bookshelf explained

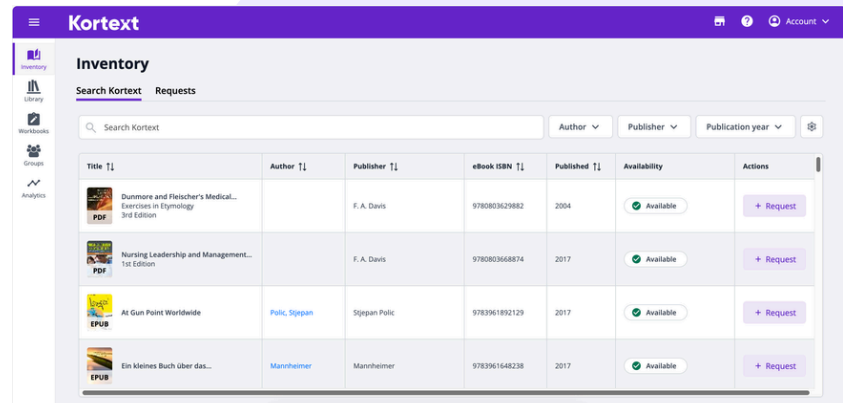
Search

Our new Google-like intelligent search makes it even easier to find relevant content. This includes:

- **Predictive search** – when a user begins to type, the search will predict the word(s).
- **Predictive results** – a list of recommended results appears under the search. Results can then be filtered by best match, alphabetically, by publication year and by publisher.

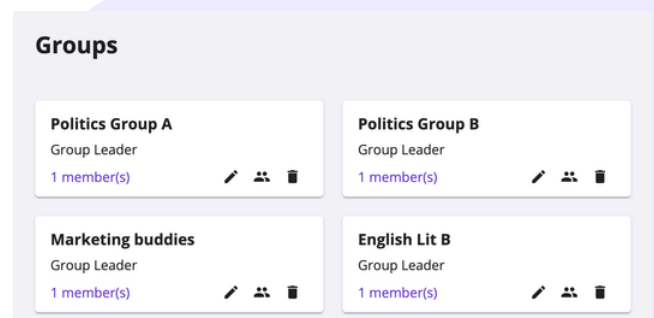
Inventory

Kortext's **Inventory** is exclusively available to academic users. This enables academic users to search Kortext's entire inventory to find texts suitable for their modules, automatically access them as inspection copies and then request module-level provision with just a few clicks.



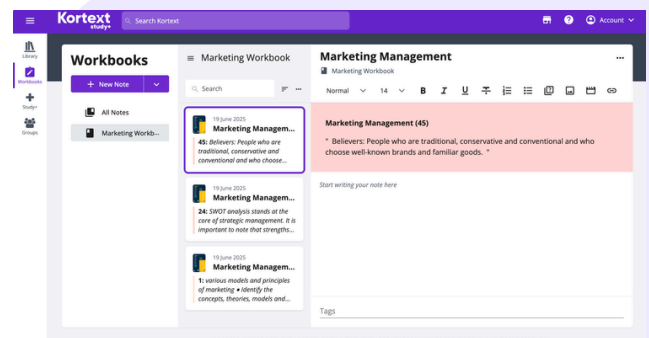
Groups

Kortext's **Groups** functionality enables academics and students to set up online study groups and instantly share notes with classmates for easy anytime, anywhere collaboration.



Workbooks

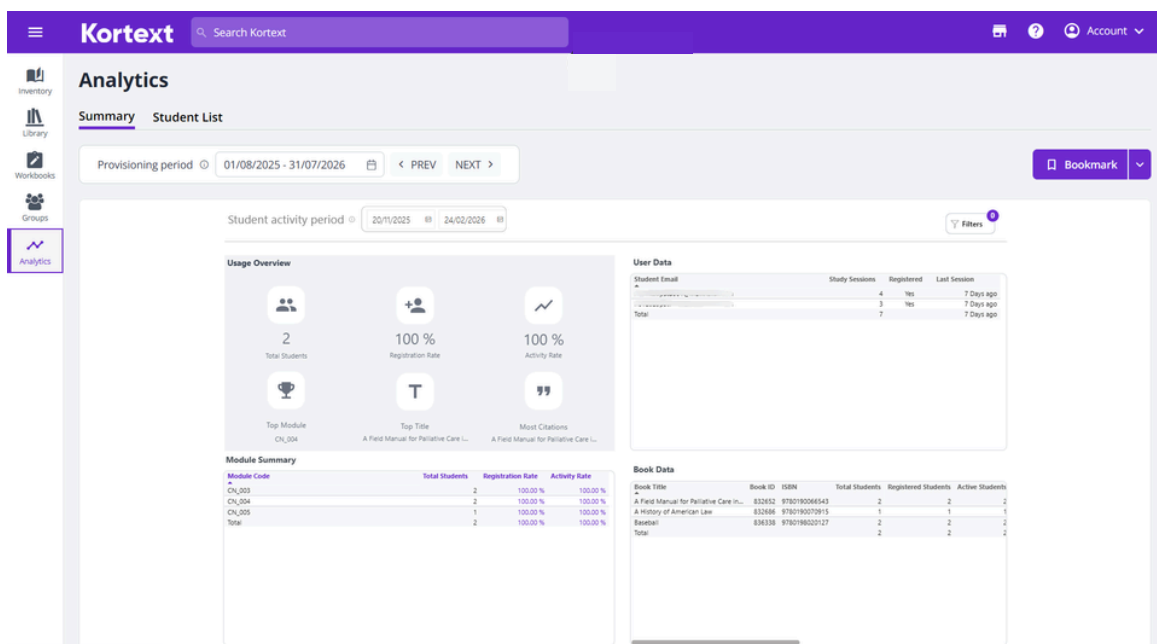
Workbooks allows you to collate your notes and highlights into convenient personalised areas, making your learning more organised and efficient. Create and organise workbooks based on topic, book or however you like to work!



Analytics

Kortext's analytics tool provides valuable data and reports on student engagement and content usage. The dashboard includes summaries and granular data right down to individual book or student level. In fact, Kortext delivers the most comprehensive data in the market today.

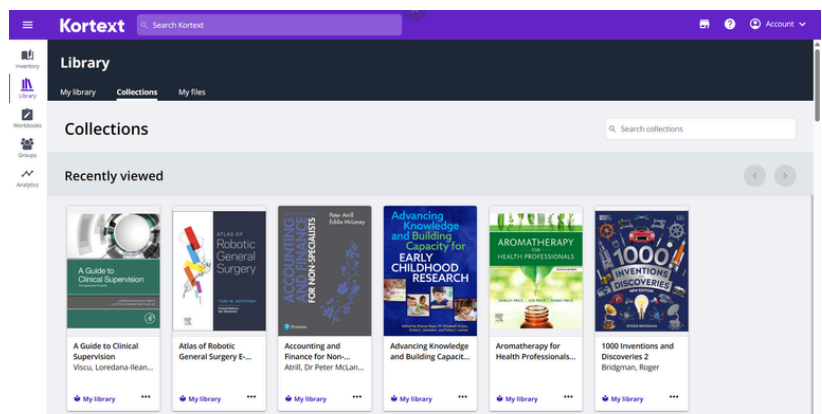
Our analytics dashboards allow academics, librarians and course leaders to make informed decisions about course content and tailor support to students who need it most, to improve engagement and facilitate learning.



Collections

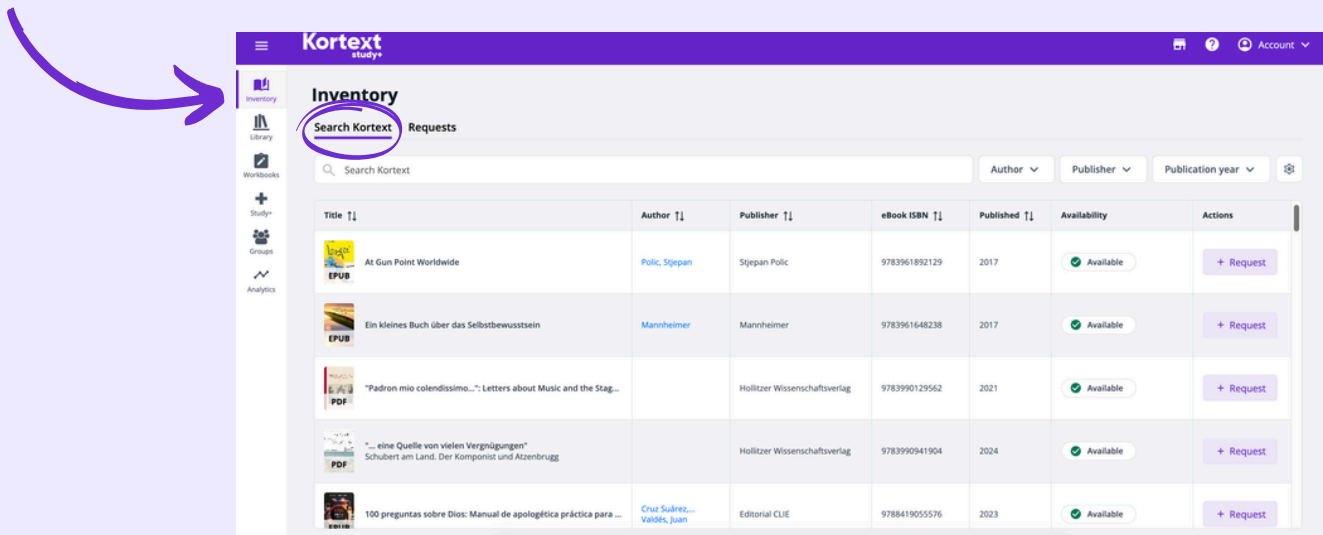
The **Kortext Open Resources Collection** provides access to more than **37,000** free-to-access eBooks. The collections area also contains a vast bank of video content that is updated daily and provides educational and current affairs content.

These carefully selected titles cover a broad range of subjects that you can filter using the right-hand toolbar.



Inspection copies

To request an inspection copy, simply sign in to your Kortext account and click on the **Inventory** tab circled below. The **Search Kortext** tab will open inside the **Inventory**.




Enter a book title, author, or ISBN into the search bar to begin your search.

Click on a title to see information about your selected book. If the book meets your needs, click on **+ Request**. You will be presented with several options:

- Click **Read now** to send the book to your bookshelf, and open it in the reader for immediate viewing.
- Select **Add to your books** to send the title to your library to view later.


+ Request

 Read now

 Add to your books

 Request module copies

Request module copies ×

 **McNae's Essential Law for Journalists**
Harrison, Sian/Hanna, Mark
Affectionately known simply as McNae's, this book prevails as journalism's most succinct authority on media la...

Module code *

Number of students *

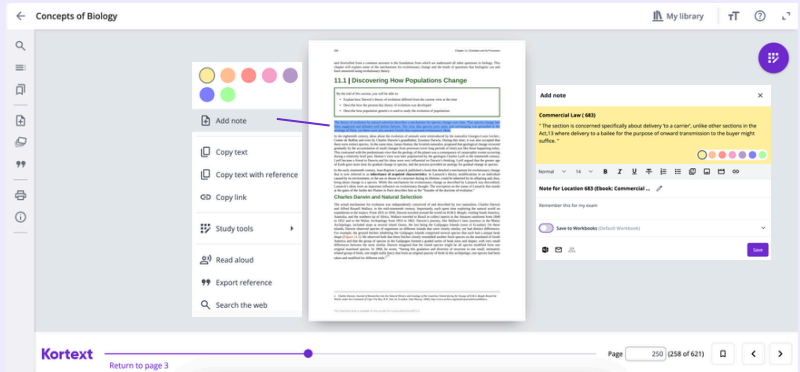
- To request copies to be sent to your students, click **Request module copies**. A pop-up will appear asking you to enter the module code and number of students. Once submitted, this request will be sent to your librarian for review.

The eReader

With the Kortext eReader, students can study in a way that suits them, utilising **smart study tools** and **accessibility features** that remove barriers to learning.

Smart study tools

Within the eReader, users have access to Kortext's range of smart study tools, including: **highlighting**, creating rich-text notes, exporting references and citations, building **flashcard decks** and more.



The rich-text editor in our notes tool enables users to **bold**, **underline** and **italicise** text and enhance notes with **links** to web pages, images and videos.

Students can also **share notes** with classmates via email and Microsoft Teams and save to Workbooks to organise notes into collated areas within Kortext.

Accessibility

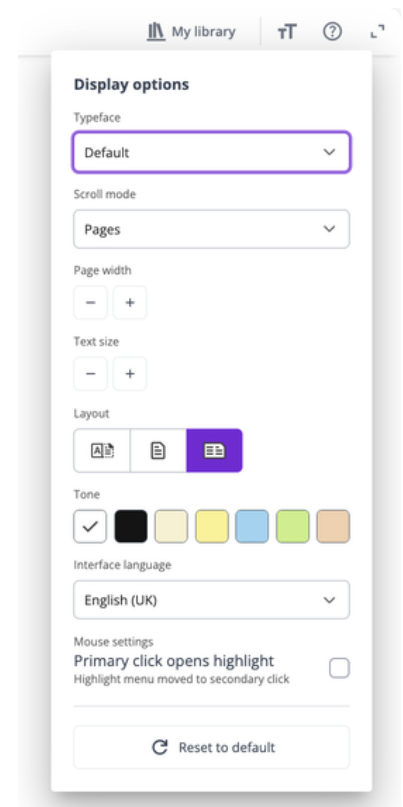
We're committed to providing the best experience for everyone, regardless of disability or impairment, to meet the needs of all users and challenge barriers to learning.

Our accessibility features include:

- Convert text to speech with our **read aloud** tool
- Select your preferred **background** colour
- Change **font** style (including OpenDyslexic) and size
- Adjust **line spacing**, **margins** and **justification**
- **Enlarge** text using magnification tools or reflow
- Read **offline** for more inclusive learning

We meet Level AA of the [Web Content Accessibility Guidelines \(WCAG\) 2.2](#) and are proud to have achieved an [100% gold ASPIRE review score](#) for accessibility.

You can find full details of our accessibility features in our [accessibility statement](#).



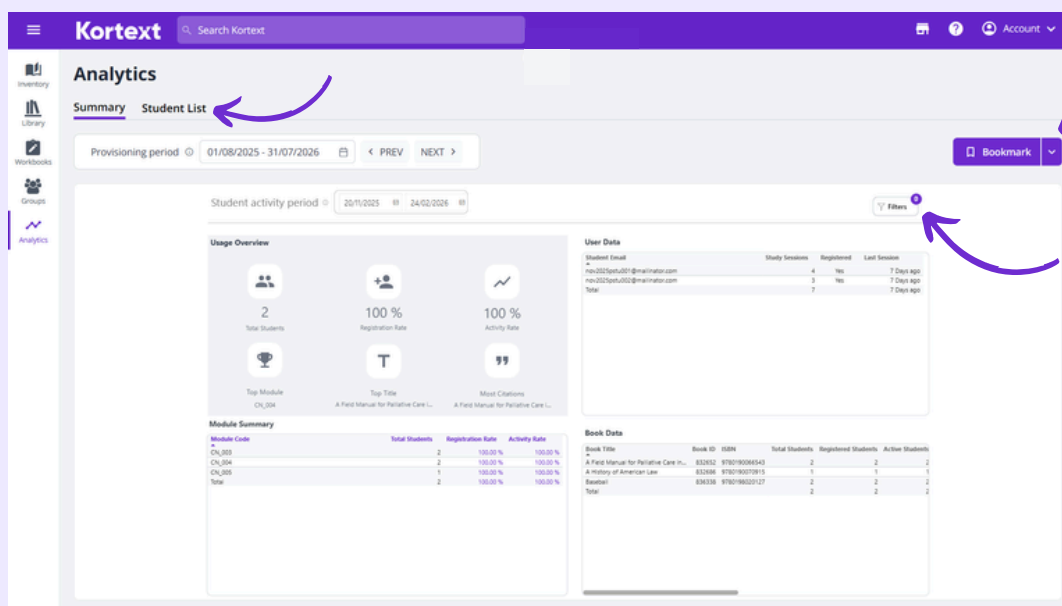
Analytics

With our analytics dashboard, you can see **study patterns, student behaviours** and **content usage**. The data allows you to better understand how your students learn and what you can do to keep them engaged.

Dashboard elements

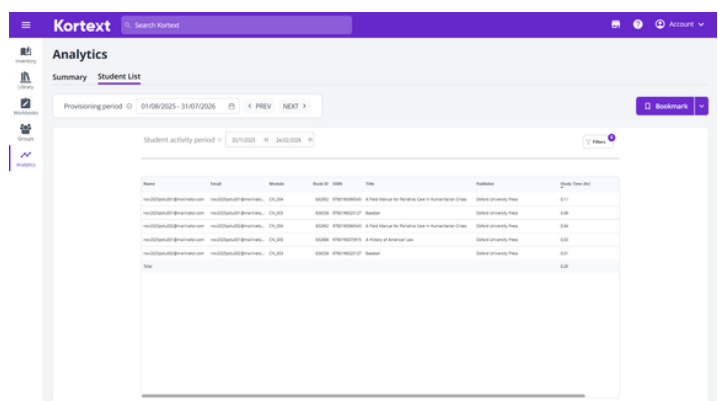
There are four main sections in the analytics dashboard.

The first section provides links to the different analytics areas, the second displays the period of time being analysed, the third contains the Bookmarks panel, and the final section presents the analytics data.



Student list

Student List provides a detailed report of each student present in a lecturer's class, including information about each module they belong to, the title they have been assigned and information about how much time they've spent reading the title.



Data definitions

Below you'll find definitions and explanations for each data point, measure and computation used in the Kortext Lecturer Dashboard.

Summary Dashboard

- **Total Users:** The total number of users enrolled that have been assigned to modules associated with the Lecturer during the enrollment period.
- **Top Module:** The module with the most student engagement as measured by Study Time.
- **Registration Rate:** The percentage of Total Users who have registered on the Kortext Platform, calculated as $\text{Registered Users} / \text{Total Users}$.
- **Top Title:** The title of the book with the most student engagement as measured by Study Time.
- **Activity Rate:** The percentage of Registered Users who have been active on the Kortext Platform, calculated as $\text{Active Users} / \text{Registered Users}$.
- **Top Chapter:** The book chapter with the most student engagement as measured by Study Time.
- **Active Users (Not directly displayed in the dashboard):** The total number of enrolled users, Total Users, that have accessed content on the Kortext Platform by either reading a page or downloading content.
- **Study Time (Not directly displayed in the dashboard):** The total time spent by Active Users engaging with books on the Kortext Platform.
- **Registered Users (Not directly displayed in the dashboard):** The total number of enrolled users, Total Users, that have accepted the terms and conditions of the Kortext Platform.

USER SUMMARY DATA TABLE DEFINITIONS

- **Student:** The students email address
- **Study Sessions:** The total number of Study Sessions for the Student during the enrolment period
- **Registered:** Has the student registered on the Kortext Platform by accepted the terms and conditions of Kortext, True or False.
- **Last Session:** The last date that the student was active on the Kortext Platform.
- **Book:** The title of book allocated against student/s.
- **Study Time:** The total time spent studying for the Book on the Kortext Platform.
- **Pages Accessed:** The total number of pages accessed, and pages printed for the book on the Kortext Platform.
- **Annotations:** The total number of Highlights, Notes and Bookmarks for the Book on the Kortext Platform.

- **Searches:** The total number of Searches for the Book on the Kortext Platform.
- **Citations:** The total number of Citations for the Book on the Kortext Platform.
- **Prints & Copies:** The total number of Prints & Copies of content in the Book on the Kortext Platform.
- **Downloads:** The total number of times the Book has been downloaded to an Kortext Reading Application for offline use.

MODULE SUMMARY DEFINITIONS

- **Module Code:** The module code to which users have been allocated.
- **Title:** The book title associated with the module to which users have been allocated.
- **Total Users:** Refer to Summary Dashboard definitions.
- **Registration Rate:** Refer to Summary Dashboard definitions.
- **Activity Rate:** Refer to Summary Dashboard definitions.

CONTENT SUMMARY DEFINITIONS

- **Title:** The title of the book selected.
- **Author:** The author of the book selected.
- **Chapter Level Usage:** The total Study Time as a percentage of each Chapter and Subsection.
- **Chapter:** The main division of the book.
- **Subsection:** The next main subdivision of the book 1 level below the chapter.
- **Page Level Usage:** The total Study Time on a single page in the Kortext Platform for the Book selected.
- **Top Search Terms:** The most prominent search terms for the selected book.

Filter Definitions

- **Faculty:** The faculty member or members associated with the student or course.
- **Book (Book title):** The title of the selected book.
- **Collection:** A curated group of books available to students.
- **Course:** The specific course or subject the student is enrolled in.

Kortext Est 2013

© Kortext 2026