

Encouraging engagement

Kortex 

Introduction

We all know the landscape of teaching and learning has drastically changed in recent years, with many in the academic sector seeing a decline in student engagement.

Factors such as the pandemic and the general shift towards more visual learning processes are catalysts for this change. With this in mind, it's important to ensure that engagement is encouraged correctly.

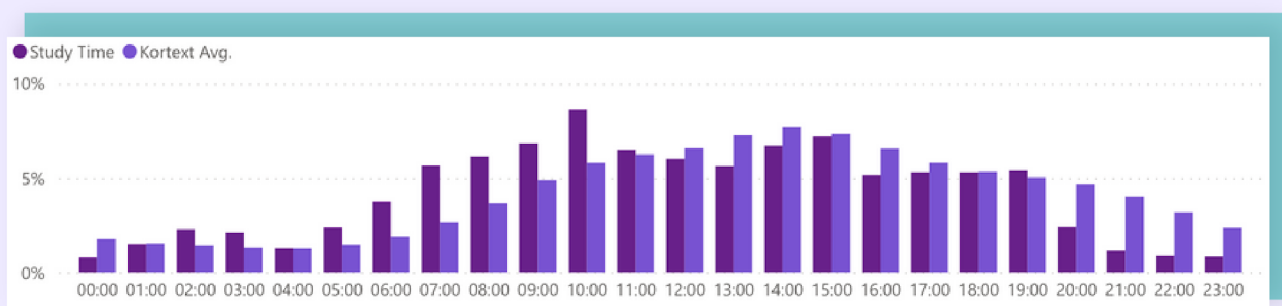
If you're curious as to what you can do to drive student engagement, here are some helpful tips on how to achieve that using the Kortext Arcturus platform.

Making use of data

The first tip is to make best use of all of the analytics data provided.

As an academic, you should have full access to our Analytics dashboard, which can give you an in-depth look at student engagement with the texts that you've specified for your modules.

From here, you will be able to see which students are not engaging with the content prescribed and therefore have a discussion with them to try and understand why they are not engaging. You can track elements such as pages accessed, search terms, devices used, location and more!



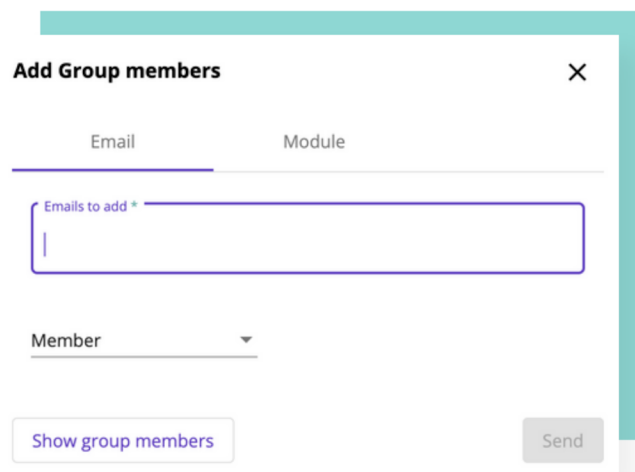
Promoting the use of our Groups functionality

Student loneliness, a lack of belonging and poor mental well-being have steadily increased since the pandemic, with mental health issues cited as one of the main reasons a third of students disengage and drop out of higher education.

To help students combat the feelings of loneliness, collaborative learning can be encouraged as a method to enable them to engage with others on their course.

Other benefits of collaborative learning include:

- Sharing of knowledge and ideas, leading to a richer learning experience
- Encourages accountability, leading to improved performance
- Encourages usage of the platform, allowing you to track usage.

A screenshot of a web interface titled "Add Group members" with a close button (X) in the top right corner. Below the title, there are two tabs: "Email" (selected) and "Module". Under the "Email" tab, there is a text input field labeled "Emails to add *". Below this field is a dropdown menu labeled "Member" with a downward arrow. At the bottom left, there is a button labeled "Show group members". At the bottom right, there is a button labeled "Send".

Reinforcing learning through assessment

Some of our eTextbooks have interactive tests, which are an excellent way to encourage self-study. The interactive tests within eTextbooks allow students to see their results instantly.

Now answer the questions which follow to apply the law to this scenario.

a. You are told that the Home Secretary wishes to act quickly to introduce new measures by delegated legislation. Which of the following types of delegated legislation would allow her to legislate without having to subject the measures to parliamentary approval?

- ☐ Orders in Council.
- ☐ Statutory instruments.
- ☐ Statutes.
- ☐ Bye-laws.

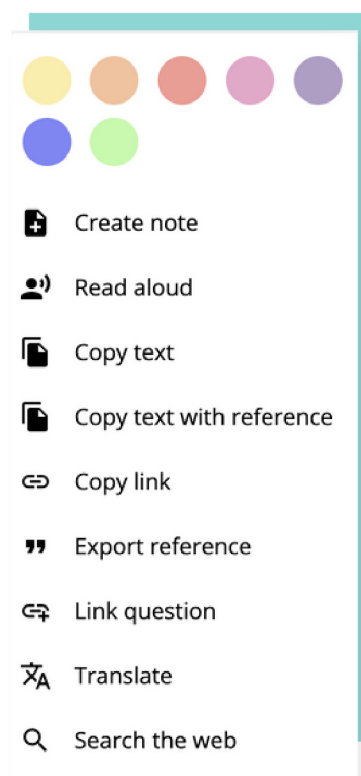
Check answer

Reset

Highlighting accessibility tools

Kortext is dedicated to providing rich, highly functional, long-term solutions for the needs of all learners, making our platform truly accessible.

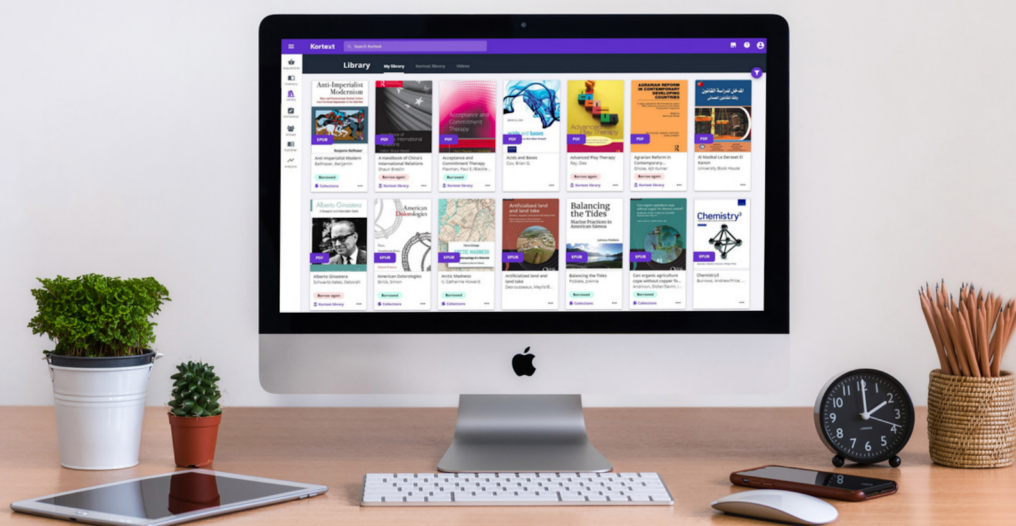
Users can adjust the font, text size and background colour to suit different learning needs. Plus, there's the option to have your book read aloud to you and more!



How can accessibility increase engagement?

By reminding students of the accessibility features, you're showing them that the barriers that may prevent them from accessing an ordinary textbook have been removed, so they can study with ease.

For example, with Kortext, students can use a font called OpenDyslexic, which helps to make letters more distinguishable, aiding dyslexic readers. As well as this, the read aloud function aids students who prefer hearing their books out loud.





For help, please visit:

support.kortext.com